

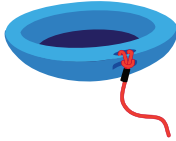
# CORCL® MANUAL




- Wear a Coast Guard-approved personal flotation device (PFD) for any water activity. Choose calm water for all your Corcl adventures. Safety first!



- Tighten the drain plugs. The Corcl ships with drain plugs loosened. A Corcl with water inside the double hull will be sluggish and may be too heavy to use to its potential.



- Attach the tether rope and keep it affixed at all times. If the boat flips while away from shore, the rope offers an easy way to right the boat. It is also convenient for pulling the boat down to the water, linking boats for a flotilla, tying to the dock, or for battling a game of tug of war...



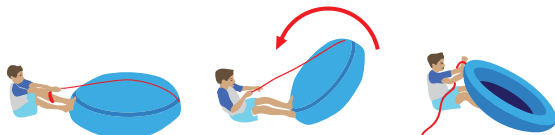

- Always have a paddle when using the Corcl. It is hard to maneuver the boat without a paddle. Use the velcro paddle attachment on the tether rope to ensure your paddle won't separate from your Corcl.

**THE CORCL IS A 28 LB. DURABLE, PLASTIC BOAT. FOR YOUR SAFETY AND ENJOYMENT, CONTROL ITS MOVEMENT AND BE AWARE OF OTHERS NEARBY.**



- Start in shallow, calm water. When entering your Corcl, keep your body low and step in the center of the boat, putting your arms out to the side or holding the rim for balance. Sit cross-legged and use a kayak paddle to get to know your Corcl's stability in relation to your weight and size.


**ON A ROUND BOAT WITHOUT A KEEL, IF YOU STEP ON THE EDGE, THE BOAT WILL FLIP. IF YOU SIT ON THE EDGE AND LEAN OUT, THE BOAT MAY FLIP.**



## **PRACTICE HOW TO FLIP THE BOAT BACK OVER.**

Position the boat with the tethered handle on the far side, use your feet to steady the hull and pull on the rope, turning the Corcl over into a space in front of you.

## **MORE CHALLENGING WAYS TO USE**



## TRANSPORT

If your vehicle has at least a 48 inch opening, the Corcl can fit inside. If not, a crossbar roof rack with the Corcl placed upside down (pad side down) is the best method of transporting on top of your vehicle. Kayak straps can be used in a figure-8 with the rack and handles to keep the Corcl on your car safely and securely. No need to lash the entire boat, just firmly secure both handles. **How To videos are at [corcl.com](http://corcl.com) under the 'How To' tab.**

If you have two Corcls, you can nest them upside down with the handles lined up on the roof of your car and secure them in the same manner, but run the straps through both sets of handles.

## CARE & MAINTENANCE



Corcls are made of durable polyethylene plastic, LDPE, which is virtually maintenance-free. A minimal amount of care in storage and transport will help the Corcl maintain a like-new condition for many years.

Polyethylene may become more flexible under hot sun. This will not harm your Corcl or its functionality. There is UV protection built into the plastic hull and the pad; however, we recommend keeping your Corcl out of direct sunlight or covered when not in use to prevent premature fading.

Rinse your Corcl with fresh water after use to keep the pad clean and prevent dirt and sand from scratching the hull.

When storing your Corcl, place it upside down. Before stacking multiple Corcls for any extended period of time, **dry the pad in the sun or air dry**. If you need to secure your Corcls, stack them so the handles align and run a cable through all of them before locking them together or to an immovable object.

To keep the pad smelling fresh, use a few squirts of a non-toxic all-purpose cleaner like Simple Green®. At the start of the season, you can extend the UV life of the color and improve the brightness and shine with a few squirts of a protectant like 303® Aerospace Protectant™.

## SAFETY

- DO NOT**
- use the Corcl beyond your skill level or ability
  - use in waves, strong currents, rapids, or inclement weather
  - tow behind any powered watercraft
  - use for any purpose other than flotation on water
  - paddle alone
  - exceed the maximum capacity of **225 lbs**
  - use the Corcl as a snow sled



- ALWAYS**
- wear a Coast Guard-approved personal flotation device and stay within swimming distance of shore
  - supervise minors in the Corcl
  - follow the manufacturer's recommendations for use of the Corcl
  - have a paddle
  - keep the tether rope attached

